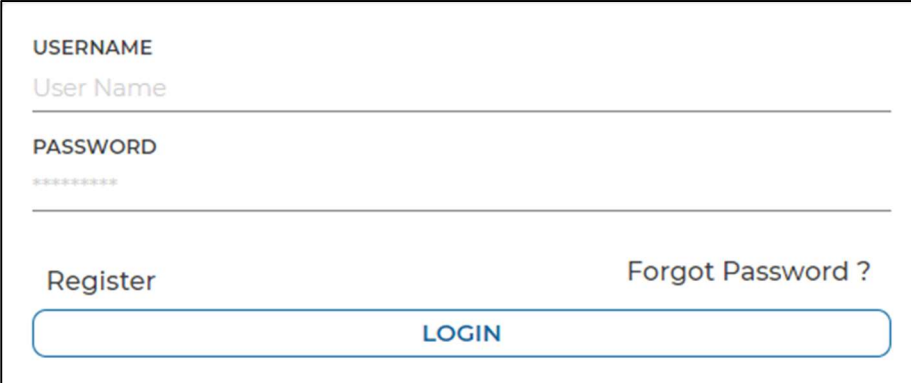


Guidelines for Parents

Dear Parents, kindly open the Internet Browser (preferably Google Chrome or Firefox) and enter the URL **npsjalahalli.edchemy.com** in the main address tab.

Steps to Register

- Click on Register Link



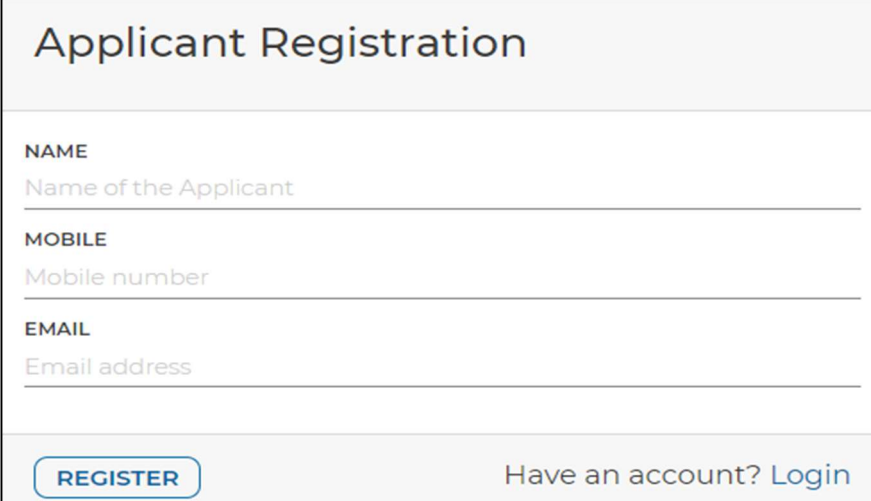
USERNAME
User Name

PASSWORD

Register [Forgot Password ?](#)

LOGIN

- Enter the Name, Mobile number, Email and click on **Register** button. Click on **Login** button to login.



Applicant Registration

NAME
Name of the Applicant

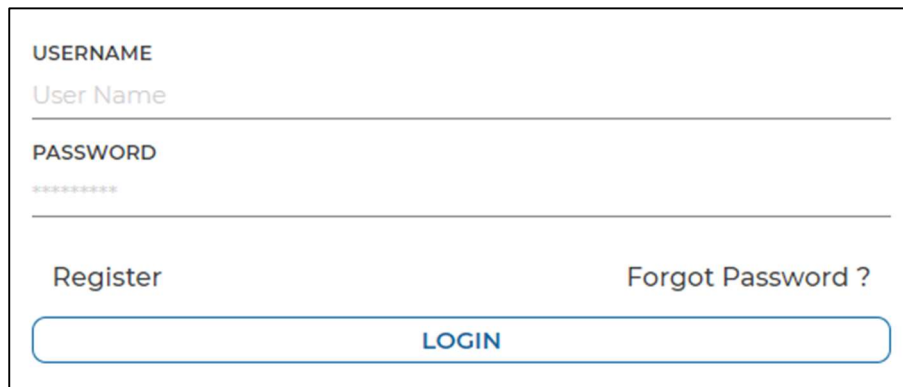
MOBILE
Mobile number

EMAIL
Email address

REGISTER [Have an account? Login](#)

Steps to Login

- Enter the Username and Password which has sent to Mobile number / Email and click on **Login** button.



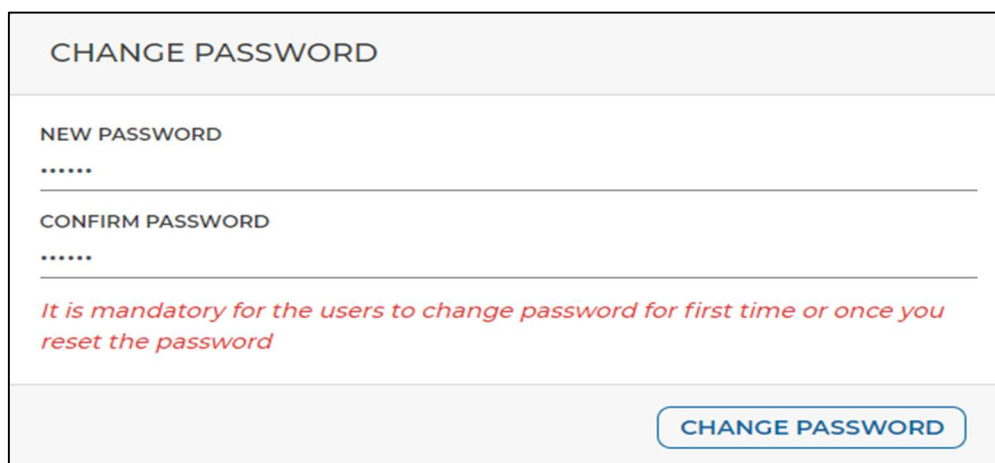
USERNAME
User Name

PASSWORD

Register Forgot Password ?

LOGIN

- After login, enter your New Password and the same password in the Confirm Password field and click on **Change Password** button



CHANGE PASSWORD

NEW PASSWORD

CONFIRM PASSWORD

It is mandatory for the users to change password for first time or once you reset the password

CHANGE PASSWORD

Steps to apply for Application Form online

- After login click on **Apply** button

NPS Admissions
[Admissions for the academic year 2022-2023](#)

Instructions for Parents

- Ensure that application is filled properly and completely
- Incomplete form will not be accepted
- Submit all essential documents required to complete the process

Kindly use the updated version of Google Chrome or the Firefox browser.

Admission process is open for registration, please click on the Apply button to register APPLY

- Select the grade and click on **Next** button

Apply for Admission

PRE KG

NEXT

- Enter all the details in the form and click on **Save Form** button

Apply for Admission

General

Note: Do not leave any blank spaces in the form, kindly fill in the fields as Not Applicable or NA or O. The size of the photograph should be less than 2MB (Supported Formats: jpg, jpeg, png)

NO IMAGE AVAILABLE

Student Photo (Passport Size Photograph)

UPLOAD IMAGE

NAME OF THE PUPIL (IN BLOCK LETTERS) *	DATE OF BIRTH *
DATE OF BIRTH (IN WORDS) *	GENDER * Select ▼
MOTHER TONGUE * Select	NATIONALITY * Select ▼
BLOOD GROUP * Select	RELIGION * Select ▼
CASTE *	CASTE CATEGORY *

PREVIOUS
SAVE FORM

- Click on Make Payment button to proceed with the Online Payment


NPS Admissions
[Admissions for the academic year 2022-2023](#)

Instructions for Parents

- Ensure that application is filled properly and completely
- Incomplete form will not be accepted
- Submit all essential documents required to complete the process

Kindly use the updated version of Google Chrome or the Firefox browser.

Admission process is open for registration, please click on the Apply button to register APPLY

TEST VINAY Pre KG 

Form Status Submitted

MAKE PAYMENT

- Click on the Print icon to view the details filled in the Application Form


NPS Admissions
[Admissions for the academic year 2022-2023](#)

Instructions for Parents

- Ensure that application is filled properly and completely
- Incomplete form will not be accepted
- Submit all essential documents required to complete the process

Kindly use the updated version of Google Chrome or the Firefox browser.

Admission process is open for registration, please click on the Apply button to register APPLY

TEST VINAY Pre KG 

Form Status Application

Fee Received